


# TIRE REPAIR KIT



1. Use probe tool to inspect damage



2. Thoroughly ream out hole with rasp tool



3. Release push rod lever at back of gun




4. Set mushroom plug into Plugger with stem down



5. Use nozzle to recess mushroom head down into Plugger



6. Slide nozzle over probe tool and screw down



7. Insert probe and nozzle into the hole then unscrew probe from nozzle



8. Screw loaded Plugger onto nozzle in tire




9. Crank handle and release 4 or 5 times




10. Push rod will force the plug into the puncture




11. Release push rod lever at back of gun



12. Pull Plugger and nozzle away from tire



13. Use pliers to stretch the stem back toward you 2 inches



14. Inflate tire to full pressure and then trim stem at tread level



Your Best Fisrt Aid for Tire Replacements